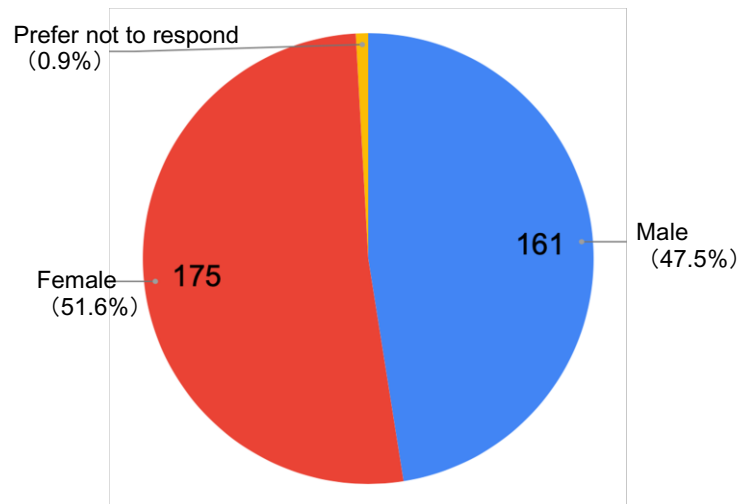


# The survey for foreign residents of Kuwana Survey Result

November 30 th, 2020

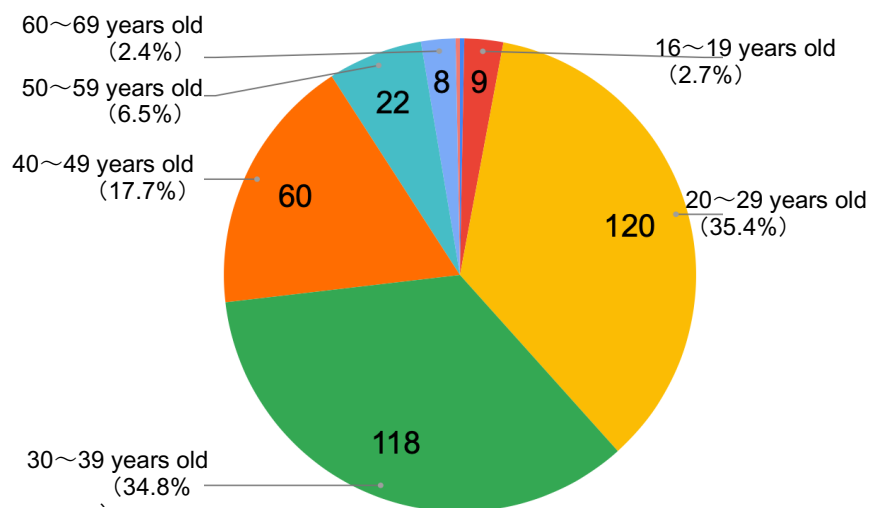
## 【Sex】

Male	161	47.5%
Female	175	51.6%
Prefer not to respond	3	0.9%
<b>Total</b>	<b>339</b>	<b>100.0%</b>



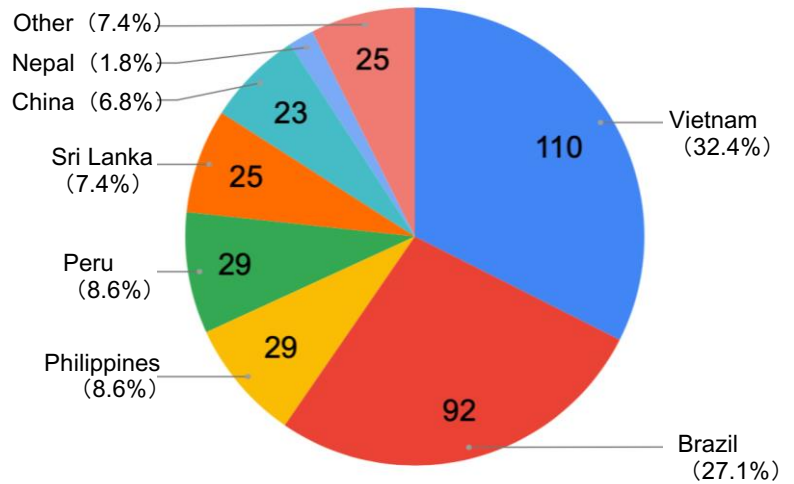
## 【Age】

Under 15 years old	1	0.3%
16~19 years old	9	2.7%
20~29 years old	120	35.4%
30~39 years old	118	34.8%
40~49 years old	60	17.7%
50~59 years old	22	6.5%
60~69 years old	8	2.4%
Over 70 years old	1	0.3%
<b>Total</b>	<b>339</b>	<b>100.0%</b>



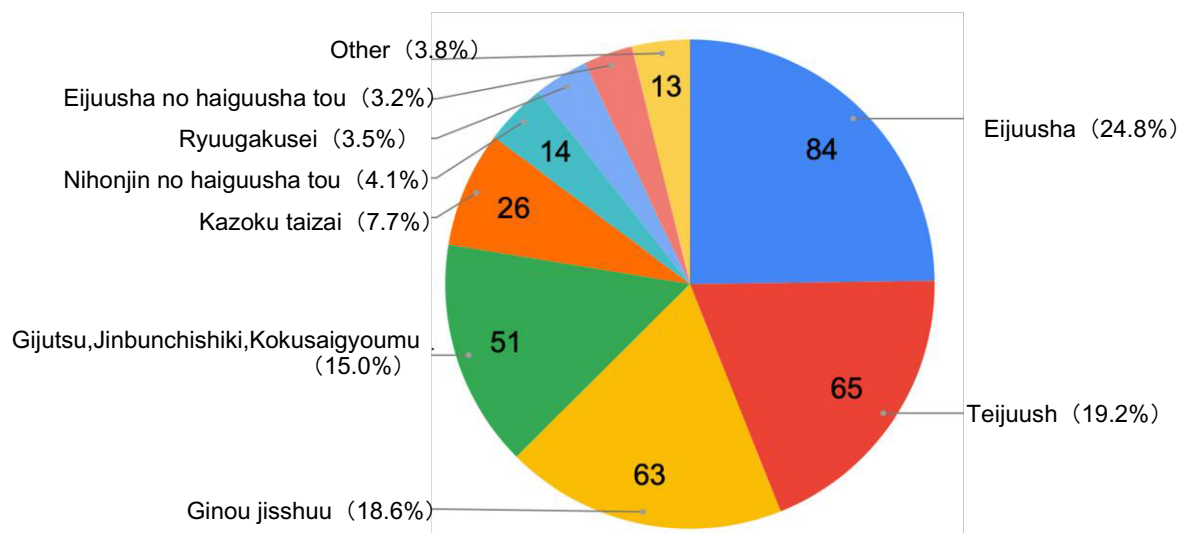
## 【Nationality】

Vietnam	110	32.4%
Brazil	92	27.1%
Philippines	29	8.6%
Peru	29	8.6%
Sri Lanka	25	7.4%
China	23	6.8%
Nepal	6	1.8%
Other	25	7.4%
<b>Total</b>	<b>339</b>	<b>100.0%</b>



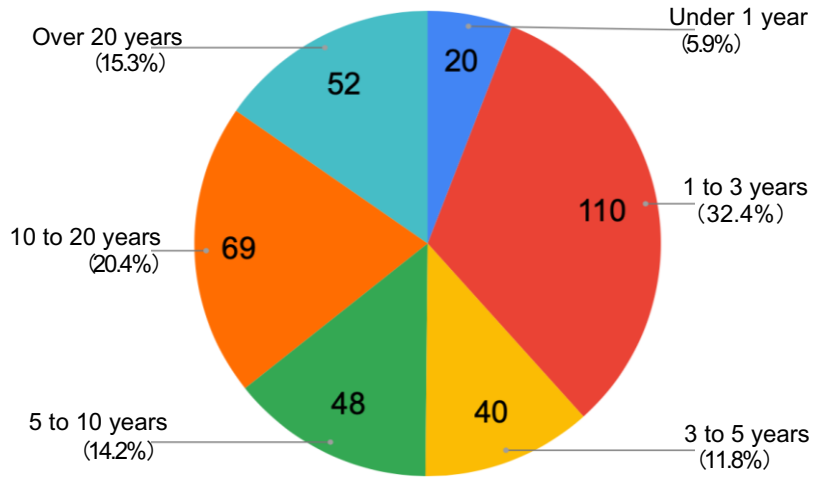
## 【Status of residence】

	Number of respondents	%
Eijuusha / Permanent resident	84	24.8%
Teijuusha / Long-term resident	65	19.2%
Ginou jisshuu / Technical intern training	63	18.6%
Gijutsu, Jinbunchishiki, Kokusaigyomu / Engineer/ Specialist in humanities/International services	51	15.0%
Kazoku taizai / Dependent (Family stays) visa	26	7.7%
Nihonjin no haiguusha tou / Spouse or child of Japanese national	14	4.1%
Ryuugakusei / Student visa	12	3.5%
Eijuusha no haiguusha tou / Spouse of permanent resident	11	3.2%
Other	13	3.8%
<b>Total</b>	<b>339</b>	<b>100.0%</b>



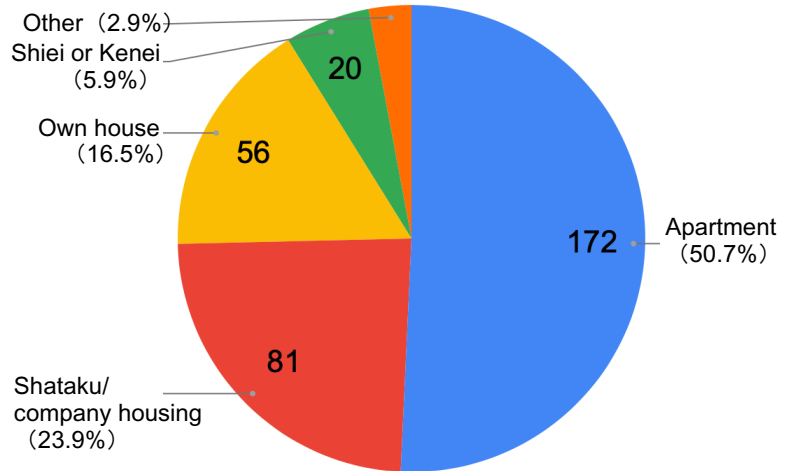
**【How long have you been living in Japan?】**

Under 1 year	20	5.9%
1 to 3 years	110	32.4%
3 to 5 years	40	11.8%
5 to 10 years	48	14.2%
10 to 20 years	69	20.4%
Over 20 years	52	15.3%
<b>Total</b>	<b>339</b>	<b>100.0%</b>



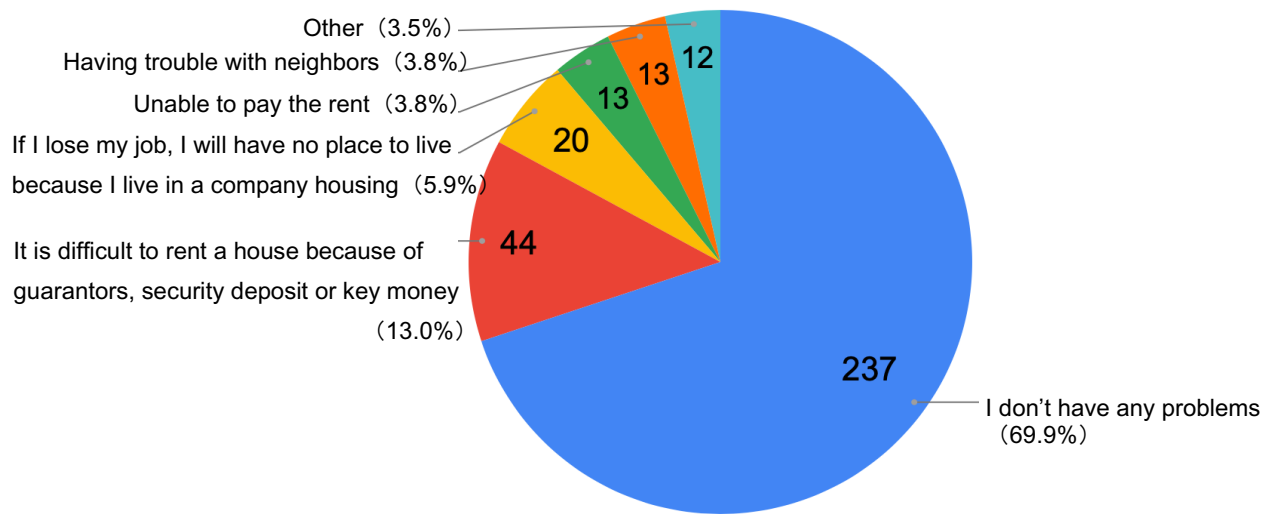
**【What is the type of your residence?】**

Apartment	172	50.7%
Shataku / company housing	81	23.9%
Own house	56	16.5%
Shiei or Kenei / municipal or prefectural housing	20	5.9%
Other	10	2.9%
<b>Total</b>	<b>339</b>	<b>100.0%</b>



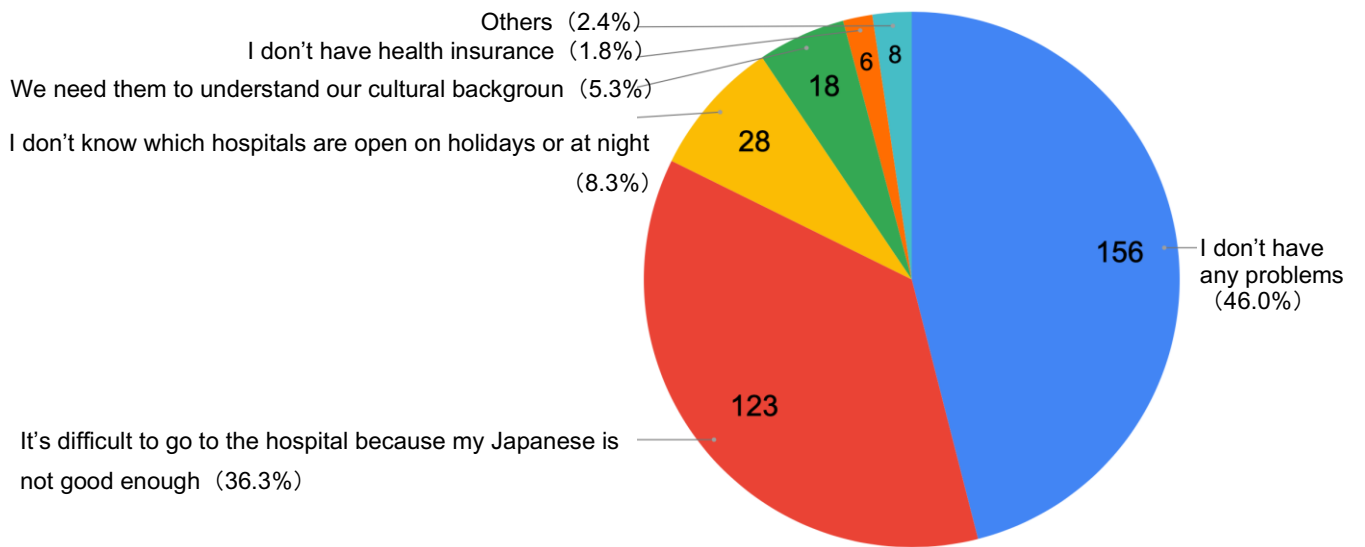
**[What is your biggest concern about residence?]**

I don't have any problems	237	69.9%
It is difficult to rent a house because of guarantors, security deposit or key money	44	13.0%
If I lose my job, I will have no place to live because I live in a company housing	20	5.9%
Unable to pay the rent	13	3.8%
Having trouble with neighbors	13	3.8%
Other	12	3.5%
<b>Total</b>	<b>339</b>	<b>100.0%</b>



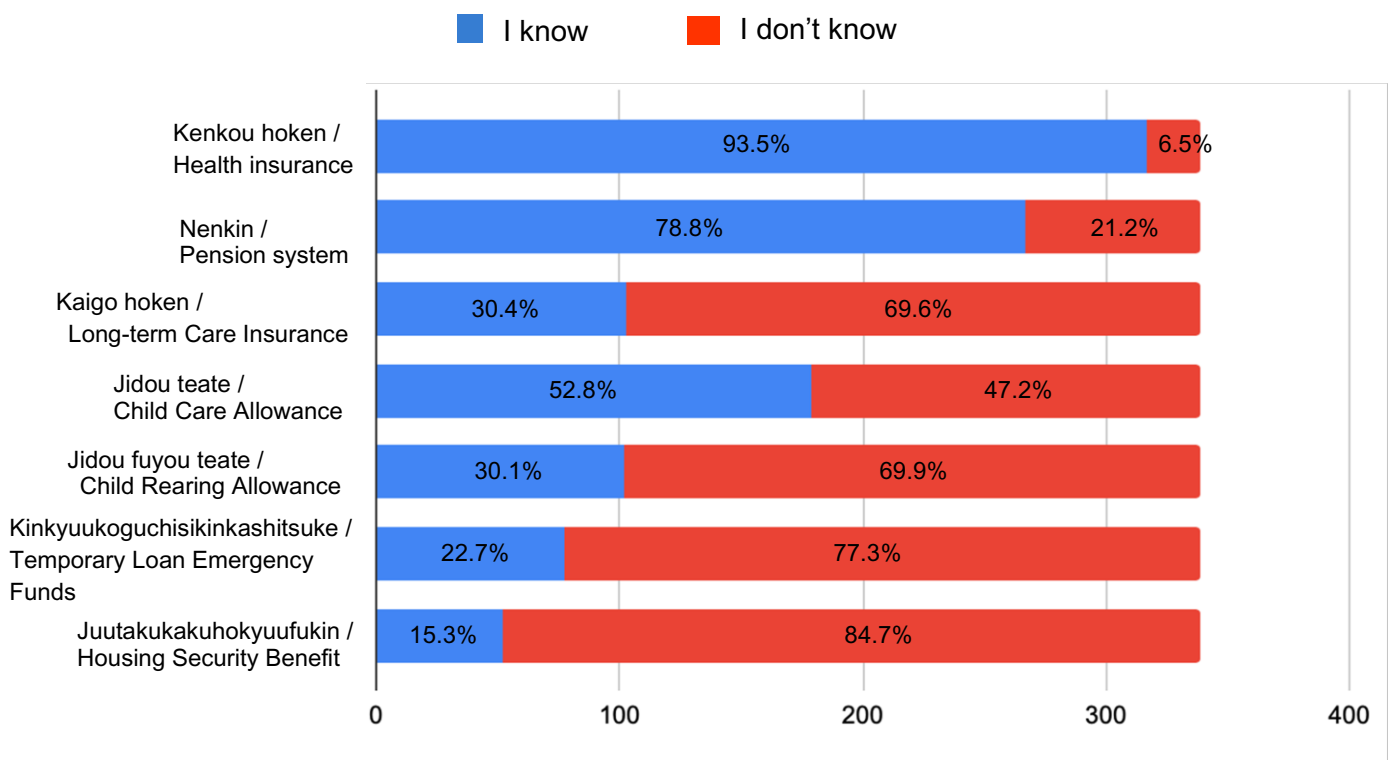
**[What is your biggest concern about medical care?]**

	Number of respondents	%
I don't have any problems	156	46.0%
It's difficult to go to the hospital because my Japanese is not good enough	123	36.3%
I don't know which hospitals are open on holidays or at night	28	8.3%
We need them to understand our cultural backgrounds	18	5.3%
I don't have health insurance	6	1.8%
Others	8	2.4%
<b>Total</b>	<b>339</b>	<b>100.0%</b>



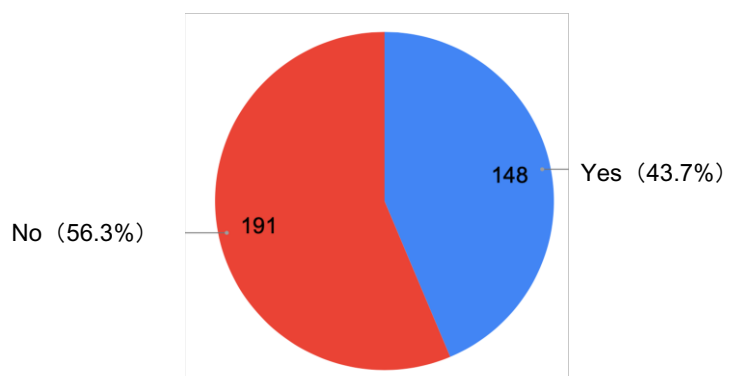
**【Do you know about the welfare system?】**

	I know	%	I don't know	%	Total	%
Kenkou hoken / Health insurance	317	93.5%	22	6.5%	339	100.0%
Nenkin / Pension system	267	78.8%	72	21.2%	339	100.0%
Kaigo hoken / Long-term Care Insurance	103	30.4%	236	69.6%	339	100.0%
Jidou teate / Child Care Allowance	179	52.8%	160	47.2%	339	100.0%
Jidou fuyou teate / Child Rearing Allowance	102	30.1%	237	69.9%	339	100.0%
Kinkyuukoguchisikinkashitsuke / Temporary Loan Emergency Funds	77	22.7%	262	77.3%	339	100.0%
Juutakukakuhokyuufukin / Housing Security Benefit	52	15.3%	287	84.7%	339	100.0%



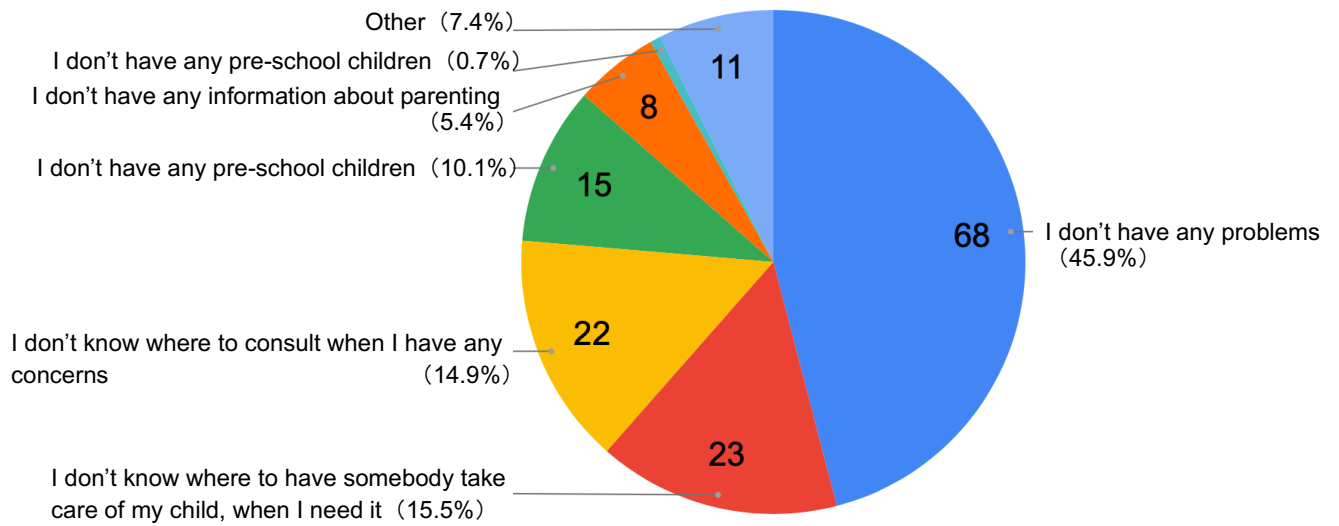
**【Do you have any children aged 0~15 years old living with you in Japan?】**

Yes	148	43.7%
No	191	56.3%
<b>Total</b>	<b>339</b>	<b>100.0%</b>



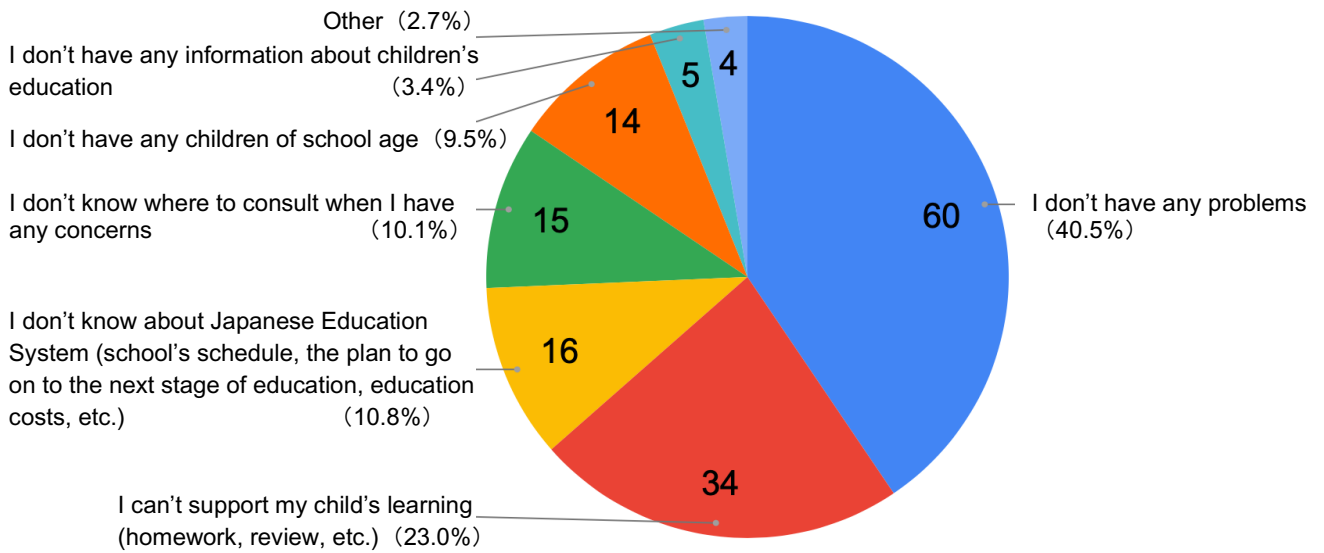
## 【What your biggest concern about parenting?】

I don't have any problems	68	45.9%
I don't know where to have somebody take care of my child, when I need it	23	15.5%
I don't know where to consult when I have any concerns	22	14.9%
I don't have any pre-school children	15	10.1%
I don't have any information about parenting	8	5.4%
I can't get my child placed into the nursery school	1	0.7%
Other	11	7.4%
<b>Total</b>	<b>148</b>	<b>100.0%</b>



**[What is your biggest concern about children’s education?]**

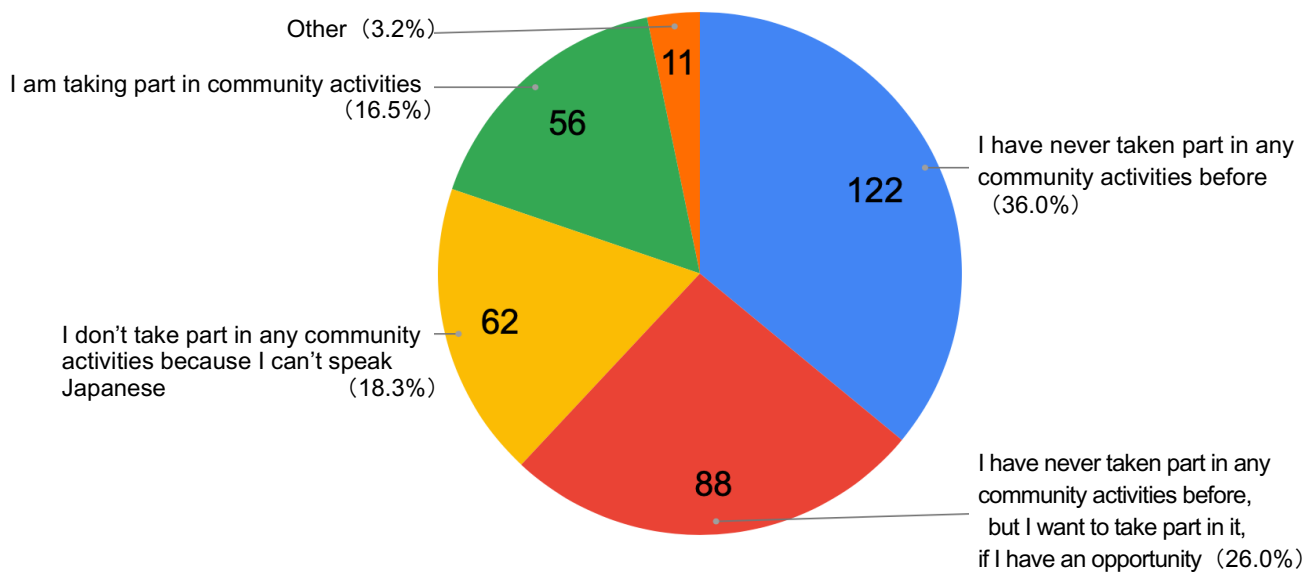
	Number of respondents	%
I don't have any problems	60	40.5%
I can't support my child's learning (homework, review, etc.)	34	23.0%
I don't know about Japanese Education System (school's schedule, the plan to go on to the next stage of education, education costs, etc.)	16	10.8%
I don't know where to consult when I have any concerns	15	10.1%
I don't have any children of school age	14	9.5%
I don't have any information about children's education	5	3.4%
Other	4	2.7%
<b>Total</b>	<b>148</b>	<b>100.0%</b>





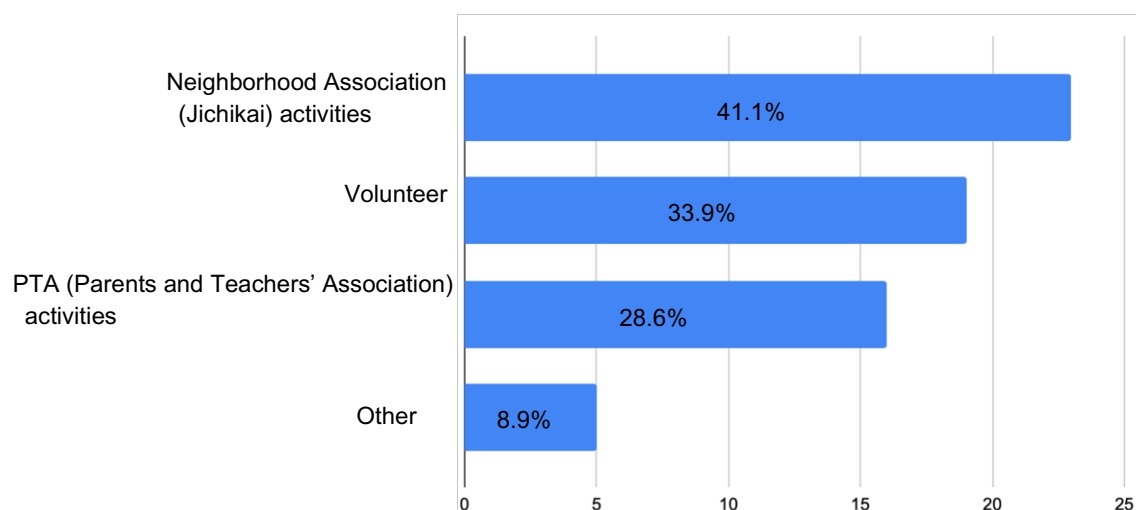
## 【About community activities】

I have never taken part in any community activities before	122	36.0%
I have never taken part in any community activities before, but I want to take part in it, if I have an opportunity	88	26.0%
I don't take part in any community activities because I can't speak Japanese	62	18.3%
I am taking part in community activities	56	16.5%
Other	11	3.2%
<b>Total</b>	<b>339</b>	<b>100.0%</b>



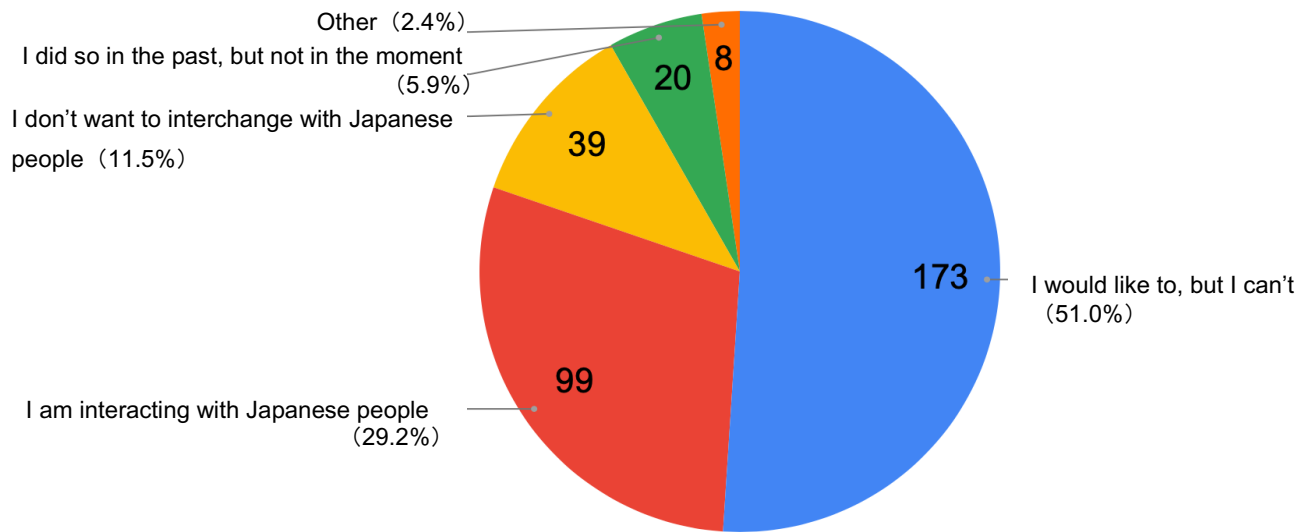
## 【What kind of activities are you taking part in?】

Neighborhood Association (Jichikai) activities	23	41.1%
Volunteer activities	19	33.9%
PTA (Parents and Teachers' Association) activities	16	28.6%
Other	5	8.9%



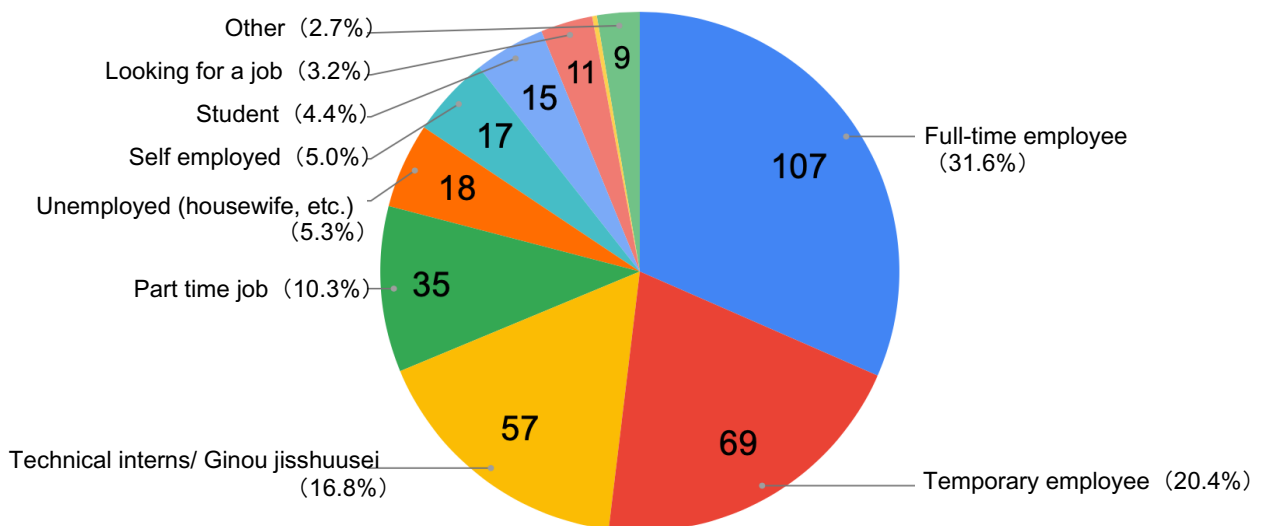
## 【Would you like to interact with Japanese people?】

I would like to, but I can't	173	51.0%
I am interacting with Japanese people	99	29.2%
I don't want to interchange with Japanese people	39	11.5%
I did so in the past, but not in the moment	20	5.9%
Other	8	2.4%
<b>Total</b>	<b>339</b>	<b>100.0%</b>



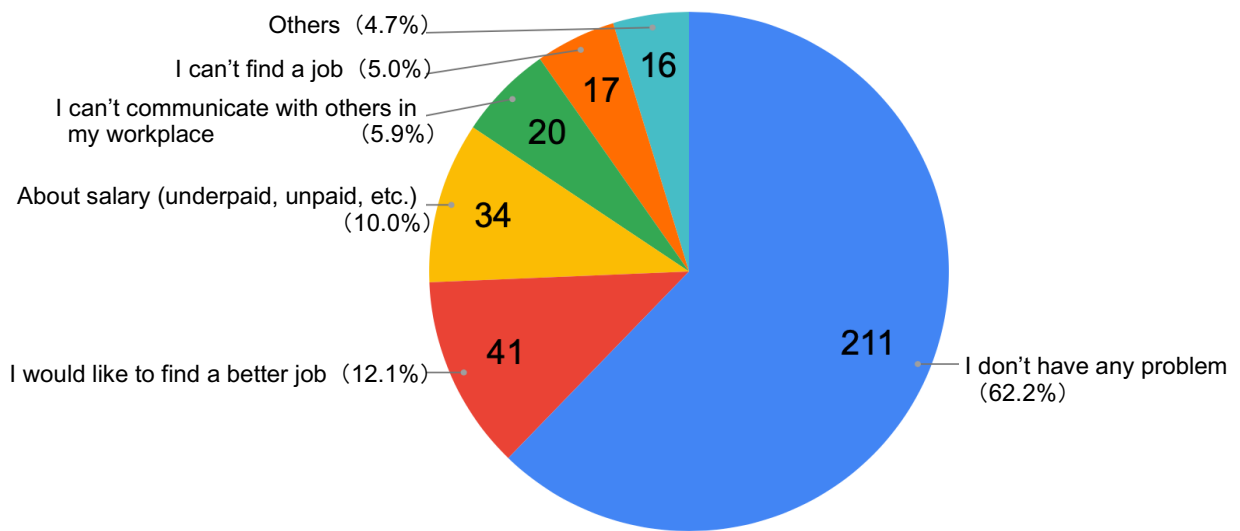
**【Please tell us about your job.】**

Full-time employee	107	31.6%
Temporary employee	69	20.4%
Technical interns/ Ginou jisshusei	57	16.8%
Part time job	35	10.3%
Unemployed (housewife, etc.)	18	5.3%
Self employed	17	5.0%
Student	15	4.4%
Looking for a job	11	3.2%
Unable to work due to illness etc.	1	0.3%
Other	9	2.7%
<b>Total</b>	<b>339</b>	<b>100.0%</b>



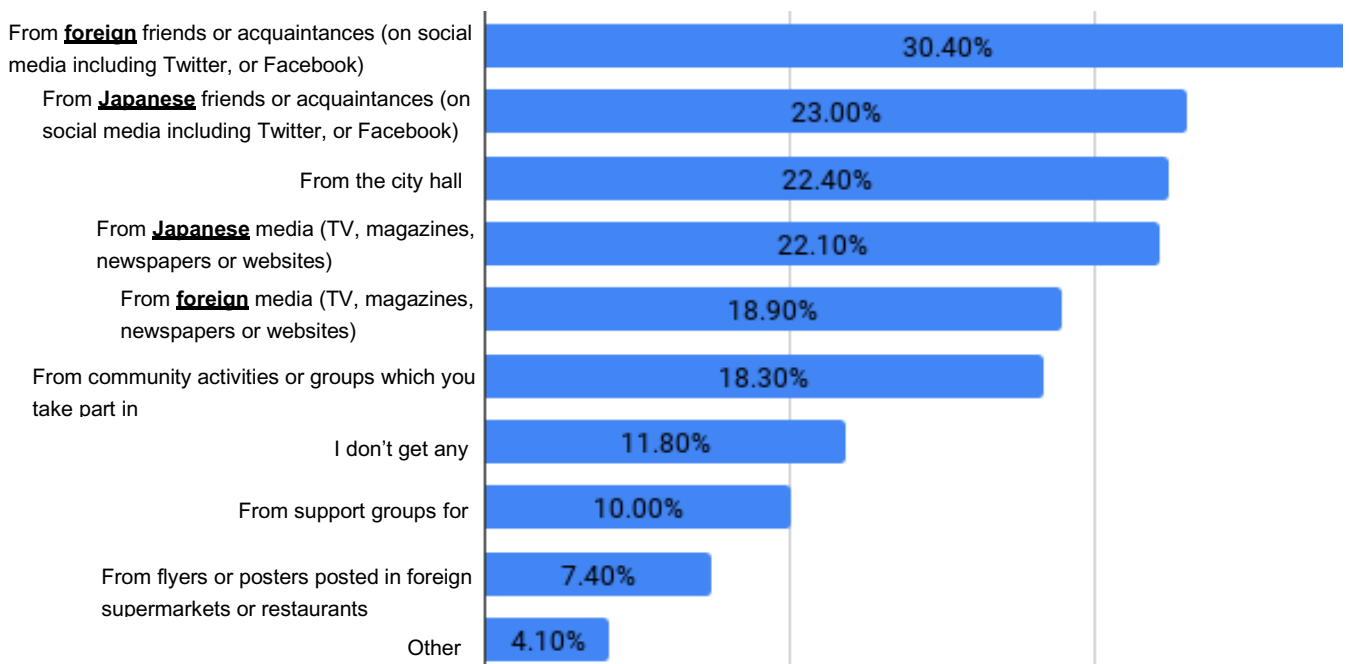
## 【What is your biggest concern about job?】

I don't have any problem	211	62.2%
I would like to find a better job	41	12.1%
About salary (underpaid, unpaid, etc.)	34	10.0%
I can't communicate with others in my workplace	20	5.9%
I can't find a job	17	5.0%
Others	16	4.7%
<b>Total</b>	<b>339</b>	<b>100.0%</b>



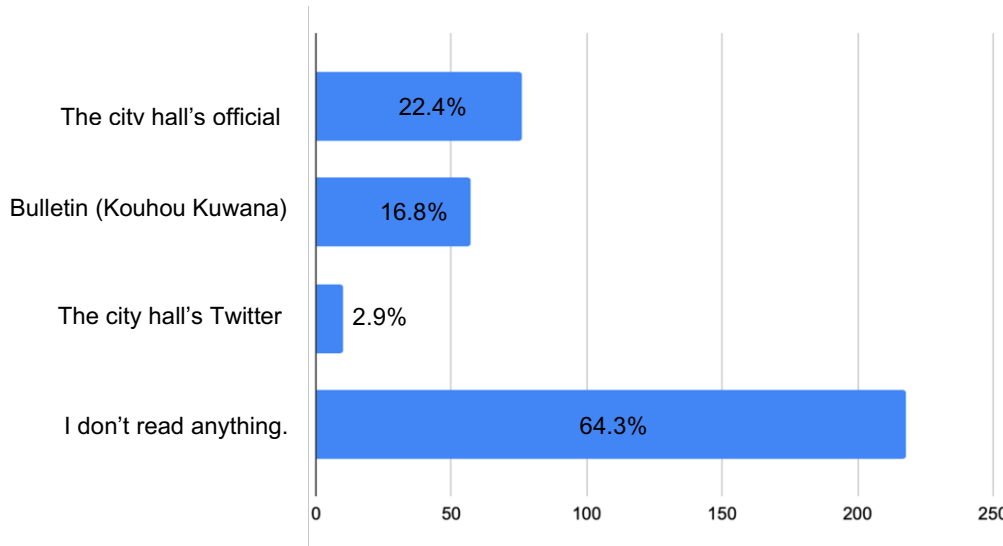
**[How do you get the information about the city or daily life?]**

From <b>foreign</b> friends or acquaintances (on social media including Twitter, or Facebook)	103	30.4%
From <b>Japanese</b> friends or acquaintances (on social media including Twitter, or Facebook)	78	23.0%
From the city hall	76	22.4%
From <b>Japanese</b> media (TV, magazines, newspapers or websites)	75	22.1%
From <b>foreign</b> media (TV, magazines, newspapers or websites)	64	18.9%
From community activities or groups which you take part in	62	18.3%
I don't get any information	40	11.8%
From support groups for Foreign Residents	34	10.0%
From flyers or posters posted in foreign supermarkets or restaurants	25	7.4%
Other	14	4.1%



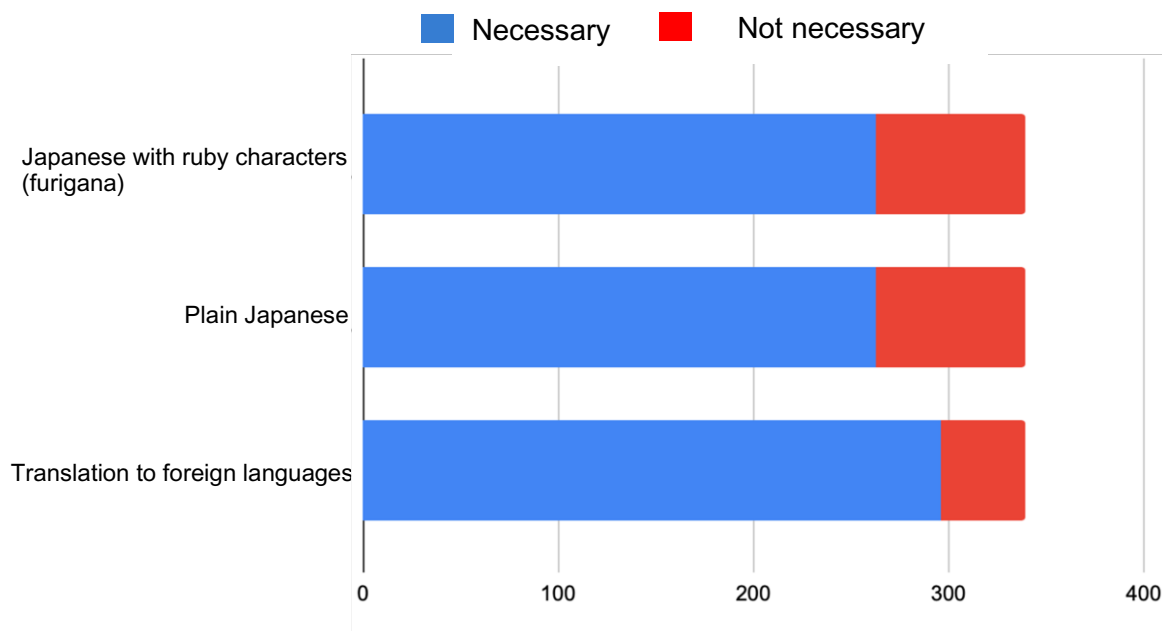
**[Among the things issued by the City Hall, please circle those you read]**

The city hall's official website	76	22.4%
Bulletin (Kouhou Kuwana)	57	16.8%
The city hall's Twitter	10	2.9%
I don't read anything.	218	64.3%



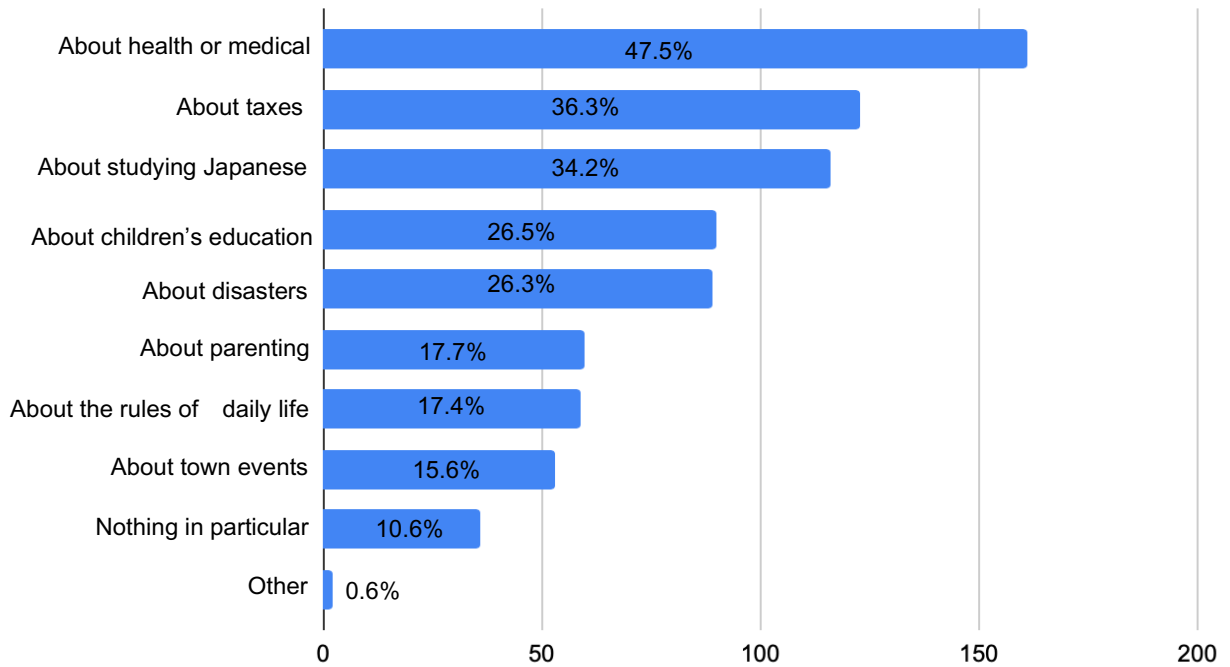
**[Is the following topic necessary in the information provided by the City Hall?]**

	Necessary		Not necessary		Total	%
Japanese with ruby characters (furigana)	263	77.6%	76	22.4%	339	100.0%
Plain Japanese	263	77.6%	76	22.4%	339	100.0%
Translation to foreign languages	296	87.3%	43	12.7%	339	100.0%



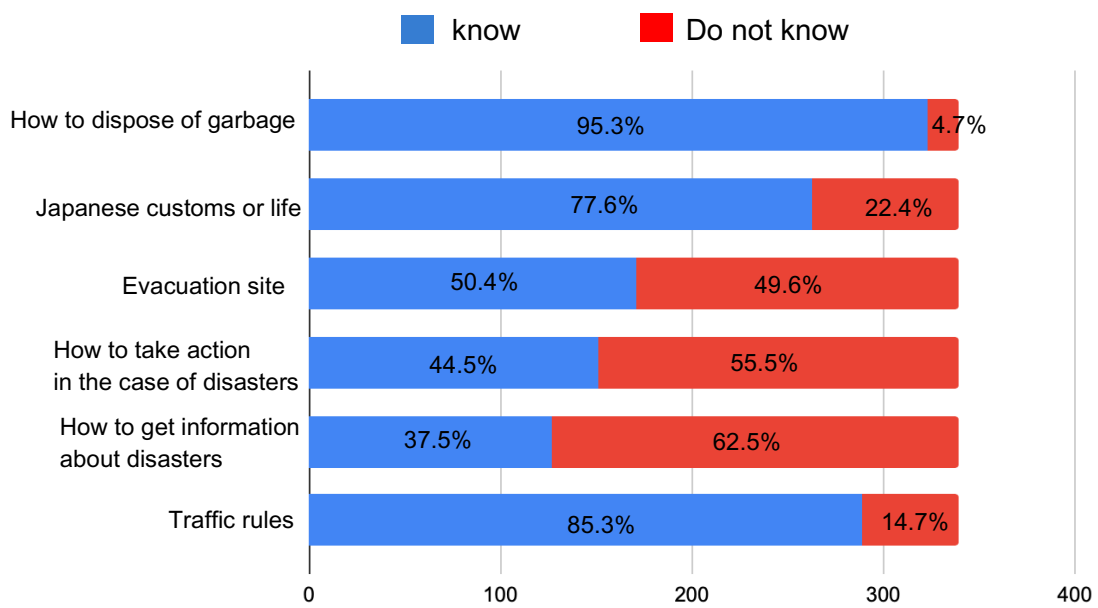
**【What kind of information do you want from the city hall?】**

About health or medical care	161	47.5%
About taxes	123	36.3%
About studying Japanese	116	34.2%
About children's education	90	26.5%
About disasters	89	26.3%
About parenting	60	17.7%
About the rules of daily life	59	17.4%
About town events	53	15.6%
Nothing in particular	36	10.6%
Other	2	0.6%



**[About the following topic, what do you know in daily life?]**

	Know	%	Do not know	%	Total	%
How to dispose of garbage	323	95.3%	16	4.7%	339	100.0%
Japanese customs or life rules	263	77.6%	76	22.4%	339	100.0%
Evacuation site	171	50.4%	168	49.6%	339	100.0%
How to take action in the case of disasters	151	44.5%	188	55.5%	339	100.0%
How to get information about disasters	127	37.5%	212	62.5%	339	100.0%
Traffic rules	289	85.3%	50	14.7%	339	100.0%

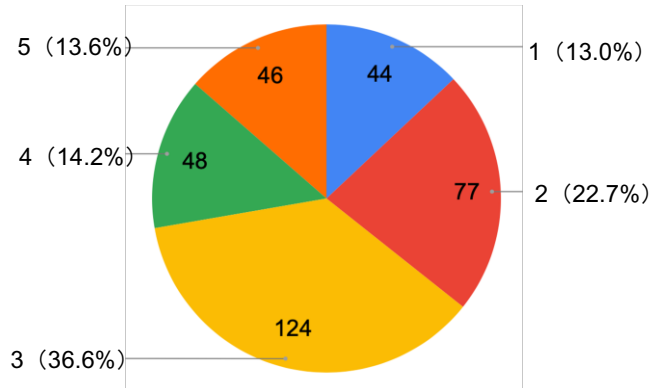




**[How much Japanese-language ability do you have? Please tick the relevant box.]**

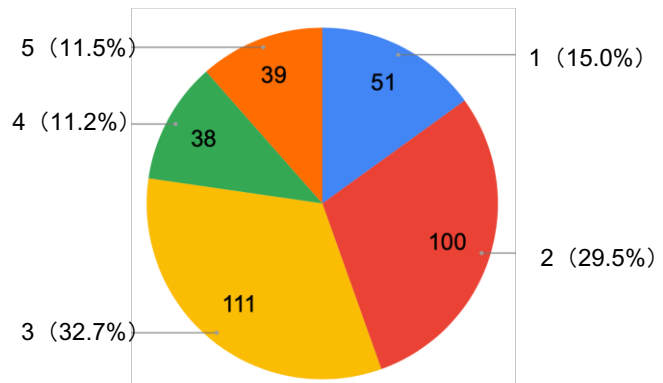
Listening

	Number of respondents	%
1	44	13.0%
2	77	22.7%
3	124	36.6%
4	48	14.2%
5	46	13.6%
<b>Total</b>	<b>339</b>	<b>100.0%</b>



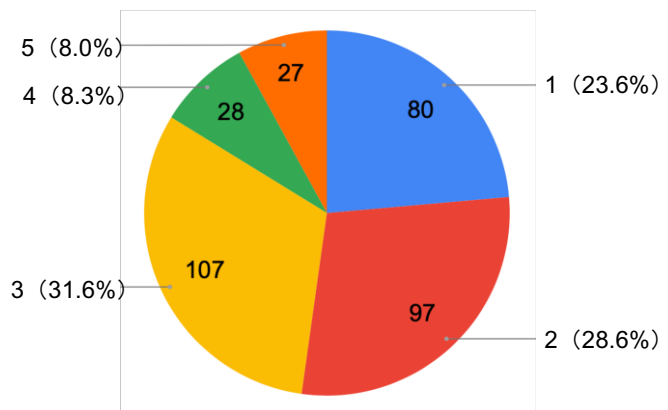
Speaking

	Number of respondents	%
1	51	15.0%
2	100	29.5%
3	111	32.7%
4	38	11.2%
5	39	11.5%
<b>Total</b>	<b>339</b>	<b>100.0%</b>



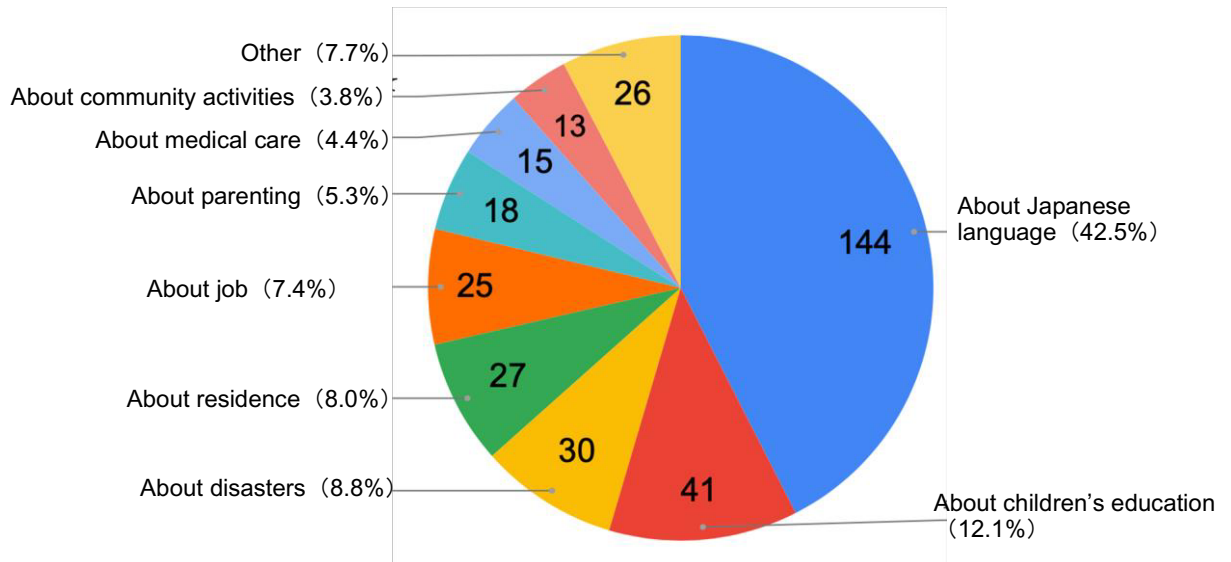
Reading

	Number of respondents	%
1	80	23.6%
2	97	28.6%
3	107	31.6%
4	28	8.3%
5	27	8.0%
<b>Total</b>	<b>339</b>	<b>100.0%</b>



**[What is your main concern of the moment?]**

About Japanese language	144	42.5%
About children's education	41	12.1%
About disasters	30	8.8%
About residence	27	8.0%
About job	25	7.4%
About parenting	18	5.3%
About medical care	15	4.4%
About community activities	13	3.8%
Other	26	7.7%
<b>Total</b>	<b>339</b>	<b>100.0%</b>



**[Who do you consult with when you have a problem?]**

	Number of respondents	%
<b>Japanese</b> friends or acquaintances	100	29.5%
<b>Foreign</b> friends or acquaintances	84	24.8%
Family	76	22.4%
I don't know where to consult.	17	5.0%
I don't consult with anyone.	16	4.7%
Support groups for Foreign Residents.	15	4.4%
City hall	15	4.4%
Nursery/ kindergarten schools or schools	8	2.4%
Others	8	2.4%
<b>Total</b>	339	100.0%

