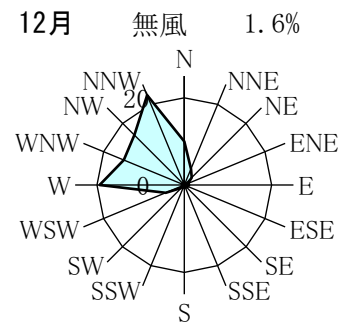
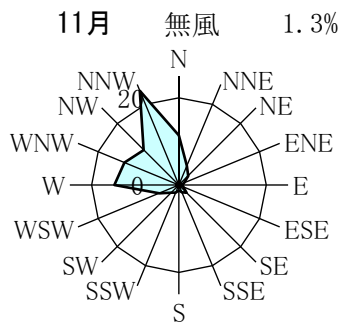
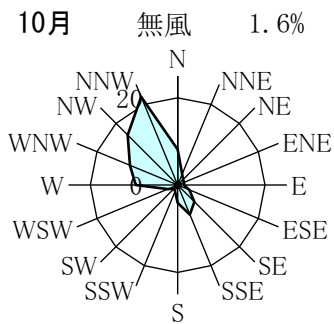
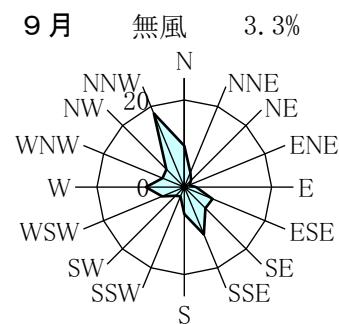
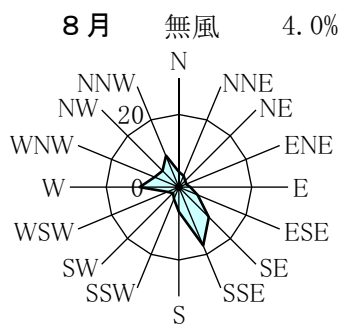
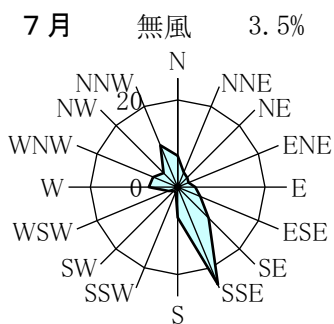
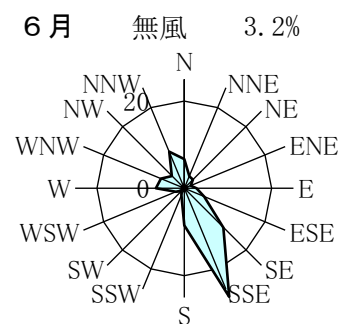
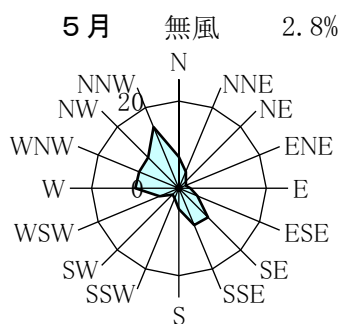
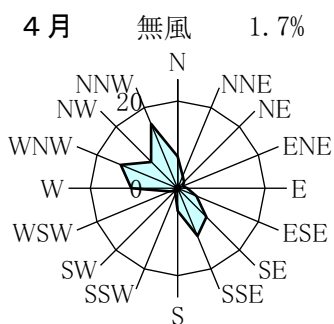
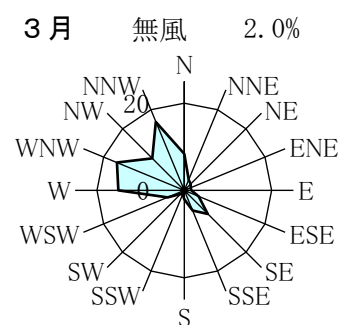
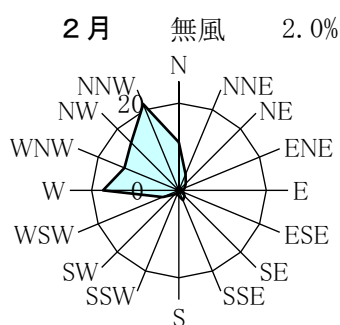
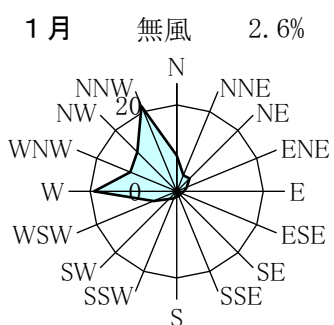


風向頻度

(単位%)

(令和3年中)

区分	N	NNE	NE	ENE	E	ESE	SE	SSE	S	SSW	SW	WSW	W	WNW	NW	NNW
1月	8.3	4.0	4.2	2.5	1.7	1.1	1.1	1.2	1.2	1.7	2.5	5.8	19.1	11.6	12.9	21.3
2月	11.0	4.0	2.2	1.4	0.9	1.1	1.8	2.4	1.3	0.9	1.2	4.0	17.4	13.5	15.5	21.4
3月	8.4	2.6	2.1	1.6	1.6	3.6	7.6	5.0	2.0	1.0	1.1	4.1	15.1	16.7	10.4	17.0
4月	7.3	3.0	2.1	1.3	2.2	4.7	9.3	11.8	5.2	1.4	0.7	1.8	10.6	14.1	8.6	16.0
5月	7.2	4.1	2.2	1.7	2.6	4.6	9.4	9.1	4.7	2.5	2.0	4.8	10.0	9.9	10.0	15.2
6月	6.7	3.0	2.8	1.6	2.8	4.9	12.7	26.9	8.5	1.7	0.9	2.1	6.5	5.8	4.0	9.1
7月	7.2	3.7	3.1	2.7	4.0	5.6	10.1	24.1	6.9	1.2	1.2	2.3	6.6	6.1	4.6	10.4
8月	4.3	3.4	2.5	2.2	3.1	5.6	11.6	17.3	6.7	3.6	2.3	3.4	10.8	7.3	6.4	9.4
9月	9.5	3.7	2.2	1.3	2.7	7.0	6.8	11.7	6.1	2.3	2.8	5.5	8.8	5.4	5.8	18.3
10月	8.2	2.7	1.8	1.6	1.5	2.9	5.4	7.3	4.1	1.6	1.1	2.4	9.6	11.8	16.2	21.9
11月	11.4	4.8	3.0	1.2	0.8	1.1	2.4	1.8	1.2	1.9	2.4	4.9	14.8	13.5	11.4	23.4
12月	10.0	4.0	2.4	0.9	1.1	0.9	0.7	0.6	0.4	0.5	0.9	4.6	19.4	15.0	16.2	22.3
平均	8.3	3.6	2.6	1.7	2.1	3.6	6.6	9.9	4.0	1.7	1.6	3.8	12.4	10.9	10.2	17.1



※観測地 (桑名市大字江場7番地 桑名市消防署地内)